

Cushion
MATS

**PLAIN & DESIGN
CARPETS**



**WOODEN / VINYL
FLOORING**

**VENETIAN & VERTICAL
BLIND**



**WALL PAPER
&
FILM**



A. K. INTERNATIONAL

12/1, S. A. ALI AVE., KOL. - 17, PHONE : 2281-7518, 2280-9034/ 9830117275

Armstrong

**EXCELON IMPERIAL, TERRAZZ
& STONETEX**

VINYL COMPOSITION TILE



FLOORING SYSTEMS

Between us, ideas become reality™

vct • sheet • luxury vinyl tile • linoleum • laminate • hardwood • deck flooring • accessories

EXCELON IMPERIAL



Fortress White 51839T011



Classic White 51911T011




Golden Dust 51940T011



Blue Grey 51903T011



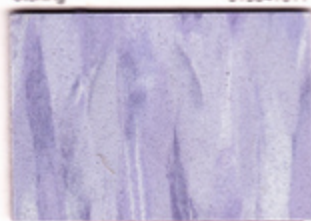
Sterling 51904T011



Classic Black 51910T011



Azure Sky 51917T011



Lavender Haze 51935T011



Teahouse Blue 51846T011



Copper Nuance 51923T011



Hazelnut 51905T011




Mocha 51907T011



Deep Bush 51922T011



Saffron Gold 51945T011



Geranium 51912T011



Aqua Frost 51919T011



Emerald 51918T011

EXCELON IMPERIAL, TERRAZZ & STONETEX

Technical Information

		Imperial	Terrazz & Stonetex
Type of floor covering	EN 654	Vinyl Composition Tile	Vinyl Composition Tile
Classification	EN 685	Commercial : 33 Industrial : 42	Commercial : 33 Industrial : 42
Polyurethane Reinforced		No	No
Surface Texture		No	No
Tile Size	EN 427	305 mm x 305mm 457 mm x 457 mm (against order)	300 mm x 300mm
Coverage (per carton)		4.19m ²	4.5m ²
Squareness of tiles	EN 427	≤ 0.25mm	≤ 0.25mm
Thickness	EN 428	2.0mm & 3.2mm	2.0mm & 3.0mm
Product Weight	EN 430	4.45kg/m ² (2.0mm) 7.06kg/m ² (3.2mm)	4.1kg/m ² (2.0mm) 6.2kg/m ² (3.0mm)
Wear Resistance	EN 660-2	≤ 10mm ³	≤ 10mm ³
Residual indentation	EN 433	≤ 0.15mm	≤ 0.10mm
Dimensional Stability	EN 434	≤ 0.25%	≤ 0.25%
Colour Fastness	ISO 105-B02 (Method 3)	≤ 6	≤ 6
Chemical Resistance		Good resistance	Good resistance
Shades		17	Terrazz 11, Stontex 4
Recommended adhesive	Water based adhesives like- Arobond 44 of Colourbond Mktg. Rubber based adhesives or any other solvent based adhesives are not to be used with Armstrong tiles. Any complaint on account of using such adhesives will not be entertained by the company.		
Installation	Installation shall be carried out according to manufacturer's recommendations. Special care should be taken to ensure the subfloor is level, clean, dry and hard. The recommended adhesive should be used to ensure satisfactory installation.		
Maintenance	Excelon is designed to be maintained by traditional resilient flooring maintenance method, which include the use of polishes, spray-buffing techniques and appropriate high speed maintenance. Initial Maintenance Immediately After Installation A. Sweep or vacuum thoroughly B. Damp mop with a dilute neutral detergent solution & carefully remove dirt marks and excessive soil. C. Apply two coats of high quality sealant and commercial floor polish. D. Do not wash, scrub or strip the floor for at least four to five days after installation.		
Applications	Supermarkets, heavy duty retail, production locations, warehouses, shopping centres, homes, offices, hotels, shops, schools, universities, childcare centres, hospitals, nursing homes, restaurants, retail, culture/leisure centres, light industrial.		

Warranty : Armstrong warrants its regular (first quality) products to be free from manufacturing defects for five (5) years from the date of purchase. This warranty is extendable to ten (10) years if it is installed as per Armstrong's recommended installation system.

Note : Manufacturing of Vinyl Composite Tiles is a batch process and shade variations may occur with each batch. Hence, it is recommended to check the batch number before installation.



green building council australia
MEMBER

